



...Boo Who?

Who's There? - Math & Science

WHO'S THERE?

Materials Included:

Halloween Patterning Sheet (pg 117)

You will need:

Crayons or markers


























Scissors

Print out the Halloween patterning sheets per child and give them crayons or markers. Ask them to cut the pictures from the bottom section of the page and glue the pictures in the correct pattern on each line.

Copyright © 2003 - 2007 **Reach for the Stars**

To expand your Early Learning experience consider purchasing the Reach for the Stars Preschool Program, Toddler Curriculum, Reach2Learn Multiage Curriculum and/or the Read2Learn Early Literacy Curriculum by visiting www.reachforthe-stars.com & www.reach2learn.com

Halloween Patterning

Copyright © 2003-2007 Reach for the Stars

To expand your Early Learning experience consider purchasing the Reach for the Stars Preschool Program, Toddler Curriculum, Reach2Learn Multiage Curriculum and/or the Read2Learn Early Literacy Curriculum by visiting www.reachforthe-stars.com & www.reach2learn.com